



2018 Boys' Lacrosse

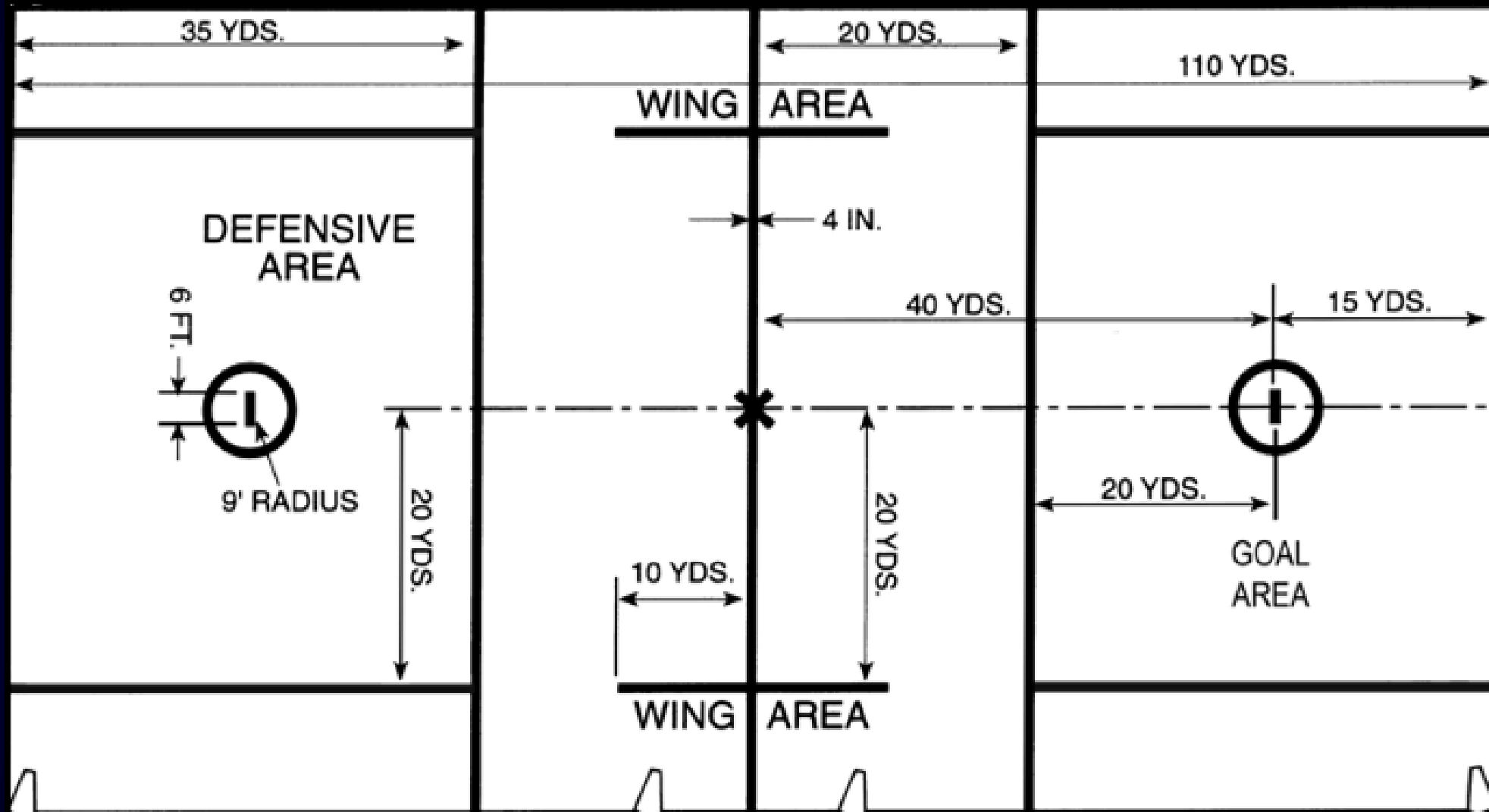
Rules Changes and Points of Emphasis

NFHS

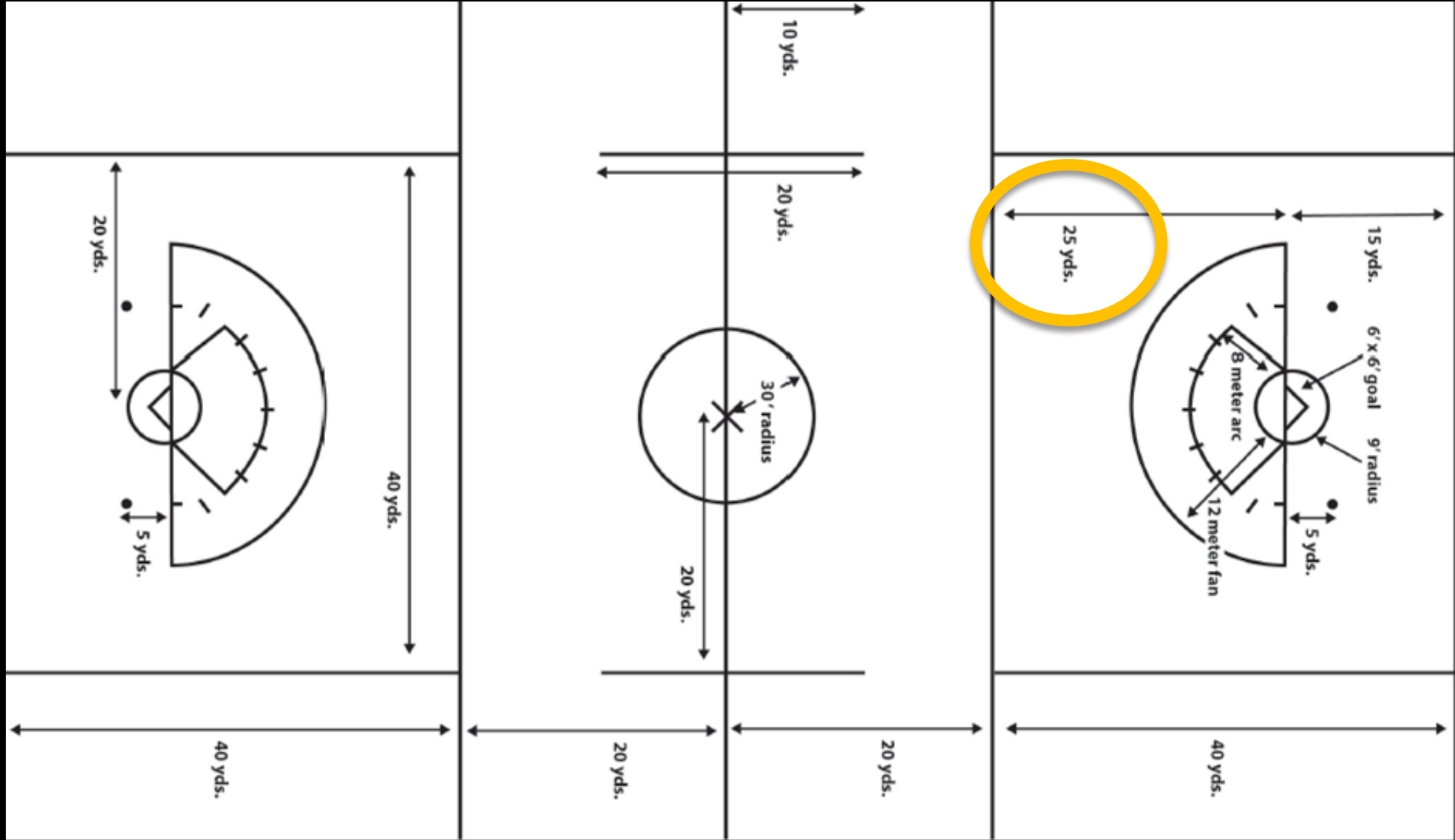
Rule Change – 1.2

- Adopt the 120-yard Unified girls and boys field as an allowed field option.

Rule Change - 1.2

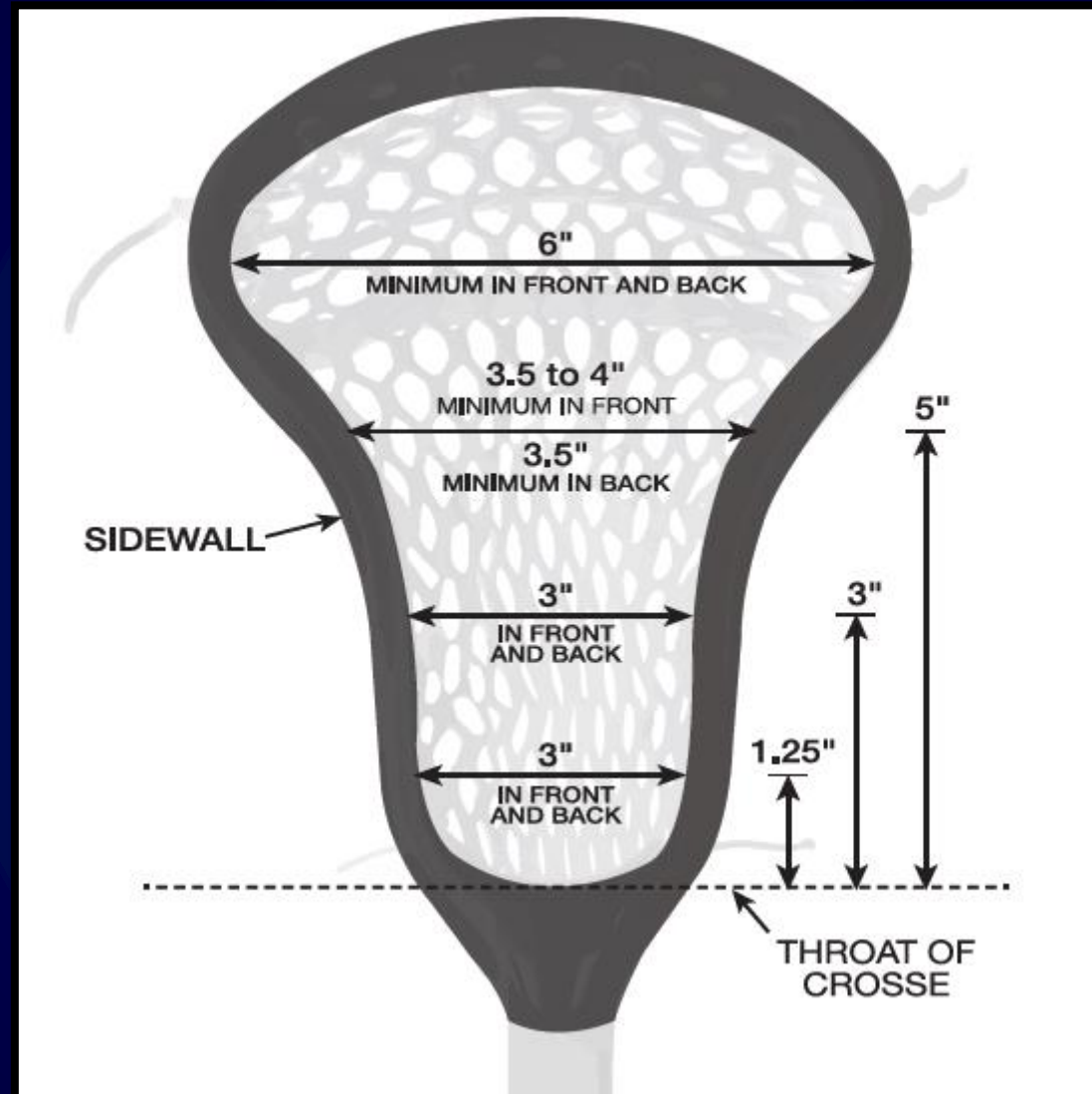


Rule Change - 1.2



120 yards

Rule Change – 1.6



New Scorecard for Easy Measuring

US Lacrosse OFFICIALS DEVELOPMENT LACROSSE SCORECARD

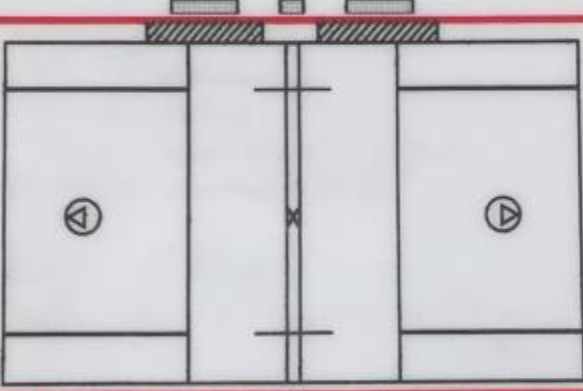
CAPTAINS			CAPTAINS		
STICK CHECKS	IN HOME	← POSSESSION ARROW →	IN HOME	STICK CHECKS	
FIRST QUARTER			FIRST QUARTER		
SECOND QUARTER			SECOND QUARTER		
THIRD QUARTER			THIRD QUARTER		
FOURTH QUARTER			FOURTH QUARTER		
QUARTER			QUARTER		
TIME			TIME		

US Lacrosse OFFICIALS DEVELOPMENT

US Lacrosse OFFICIALS DEVELOPMENT LACROSSE SCORECARD

UNSPORTSMANLIKE CONDUCT & GAME EJECTIONS

NUMBER	VISITING TEAM PENALTY-EJECTION	NUMBER	HOME TEAM PENALTY-EJECTION



O.T. PERIOD		O.T. PERIOD	
TIME OUT		TIME OUT	

SUDDEN DEATH OVERTIME
 2 MIN INTERMISSION
 COIN FLIP
 4 MIN PERIODS
 FOLLOWED BY GOAL CHANGE
 1 TIME OUT PER PERIOD

Rule Change – 1.7.5

- Note: Pockets of nontraditional synthetic material manufactured for lacrosse are permitted.
 - The pocket must meet the specifications of 1-7.

Rule Change – 1.7.5



Rule Change – 1.9.1g(8)

- Jerseys shall be of contrasting colors for opposing teams. The home team shall wear light jerseys and the visiting team shall wear its dark-color jerseys. The visiting team is responsible for avoidance of similarity of colors, but, if there is doubt, the referee may require the home team to change jerseys.
- Note: Beginning in 2022, the home team will be required to wear white jerseys, and the away team will be required to wear non-white jerseys.

Rule Change – 1.9.1g(8)

Home Team Jerseys



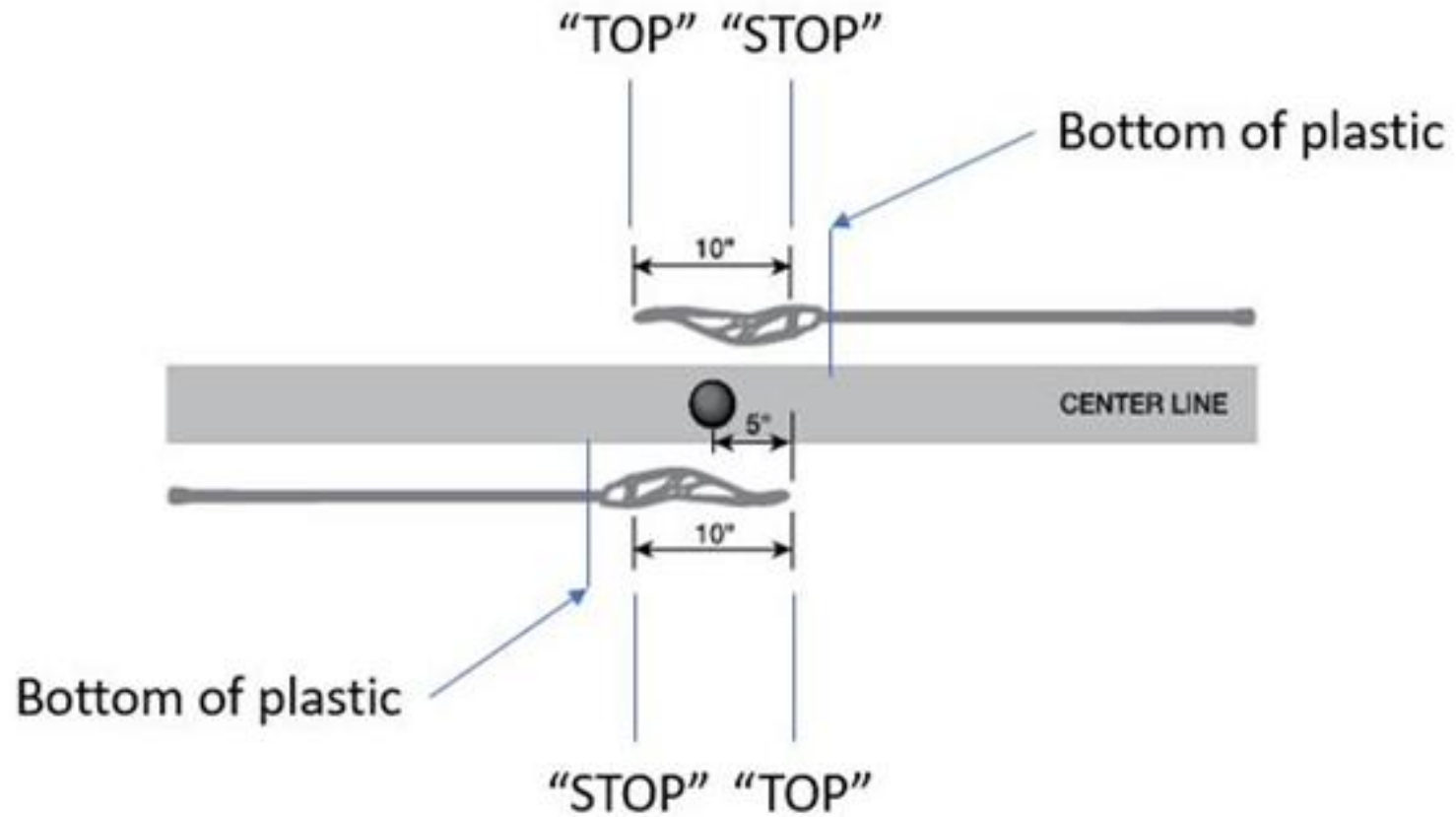
Visiting Team Jerseys



Rule Change – 4.3.3d

- The official shall make certain that the reverse surfaces of the crosses match evenly in that the top of one head lines up with the throat of the other and are perpendicular to the ground.

Rule Change – 4.3.3d



Rule Change – 4.3.3n

- A contrasting color between the head and the top glove must be visible on the shaft at faceoffs.
 - The circumference of the shaft shall not exceed 3.5 inches.
- Note: This can be accomplished with the original shaft color, paint, a single wrap of tape, or other material.

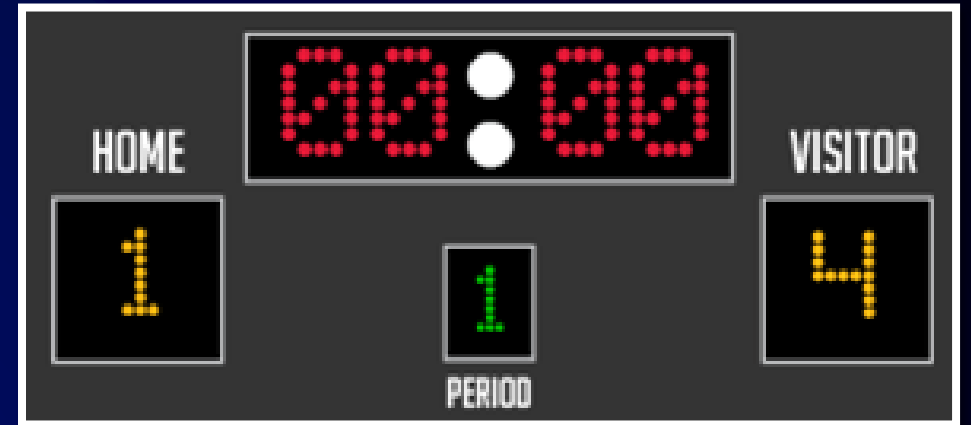
Rule Change – 4.3.3n



Rule Change – 4.9.2o

- A goal will be allowed if the shot is released prior to the end of the period.

Rule Change – 4.9.2o



Rule Change – 4.18.4

- No defensive player, other than a properly equipped goalkeeper, can enter his own crease with the perceived intent on blocking a shot or acting as a goalkeeper.
- PENALTY: Conduct foul on the defensive player. A second violation by the ~~player~~ team will be enforced as releasable unsportsmanlike conduct, served by the offending player.

Rule Change – 4.18.4

- 1st team violation



- 2nd team violation
– Releasable



Rule 6.5.2x

- Failure to wear a required mouthpiece properly (unless it comes out during play).

Rule Change – 6.5.2x




- No mouthpiece
- Fishhook



Rule Change – 6.10.2

- The stall warning remains in effect until:
 - a goal is scored,
 - a shot that hits the goal pipes,
 - shot that hits the goalie or hits his equipment,
 - the defensive team gains possession of the ball
 - or the period ends resulting in a faceoff.
- After the team has been warned, stalling shall be called if the ball leaves the goal area in any manner other than as a result of a shot on goal or a touch by the defensive team.

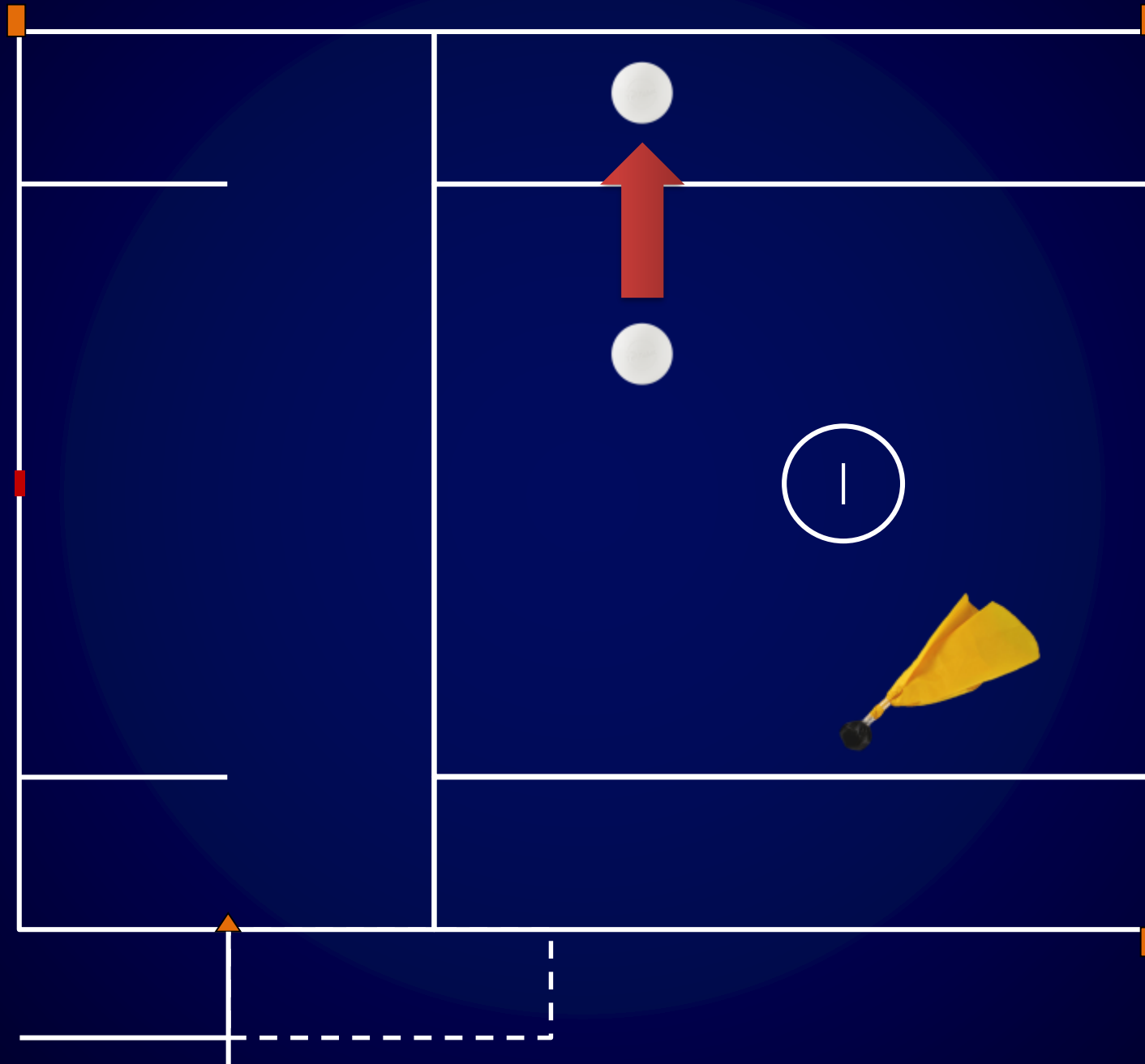
Rule Change – 6.10.2



Rule Change 7.3

- When a penalty occurs and the ball is in the offended team's offensive half of the field, the ball shall be put in play by the team awarded the ball, at the spot where the ball was when play was suspended.
- If the ball was in the goal area when play was suspended, it shall be restarted nearest to the spot of the ball at the time of the whistle, 20 yards laterally outside the goal area.

Rule Change – 7.3



Rule Change – 7.8.2



GOODIE

- Goal / Grounded
- Out of bounds/ ~~out of box~~
- Offense commits a penalty
- Defense gains possession
- Injury in scrimmage area
- End of period / game

Rule Change – 7.8.2k

- The official shall withhold the whistle until:
 - A second defensive foul is committed during the final two minutes of regulation play with the team that is ahead possessing the ball, unless a scoring play is imminent.

Rule Change – 7.8.2k





- Immediate whistle
 - Unless scoring play is imminent

Rule Change – 7.8.3



- Shot remains a shot until:
 - ~~It is obvious that a goal will not be scored;~~
 - Ex. Offensive player behind goal catches a missed shot.
 - ~~Added impetus is given to the ball by any member of the attacking team~~
 - Ex. Shot deflects off an offensive player and into the goal.

Signals Change – Wipe off a Technical Foul After a Goal is Scored



Reporting the Situation to the Table

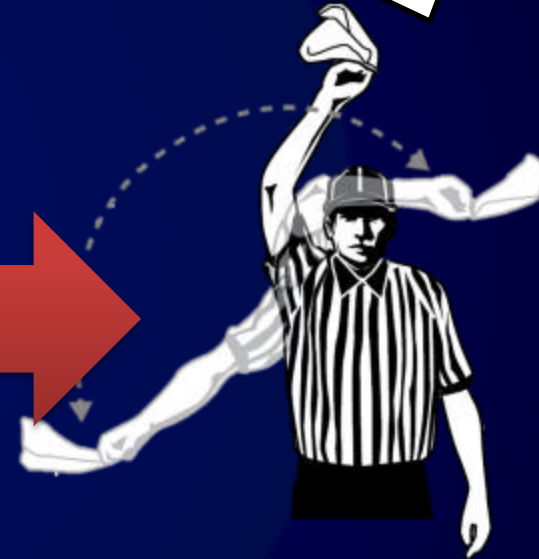
Goal is good.



There was a push.



The push is wiped off.



[NFHS.org](#)[NFHSLearn.com](#)[NFHSNetwork.com](#)[NFHS.com](#)[Sign In](#)[Register](#)

NATIONAL FEDERATION
OF STATE HIGH SCHOOL
ASSOCIATIONS

[Activities & Sports](#)[NFHS For You](#)[#MyReasonWhy](#)[Resources](#)[Home](#) > [Activities & Sports](#) > [Lacrosse-Boys](#)

Lacrosse-Boys

Lacrosse-Boys Articles

[View All](#)

Officiating, Risk Minimization
Remain Key in High School
Boys Lacro...



UHSAA Sanctions Boys and
Girls Lacrosse



IHSA Boys & Girls Lacrosse
State Series to Begin in Spring
of 2018



New Faceoff Procedure Among
Rules Changes in High School
Boys Lacrosse

uslacrosse.org/rules/boys-rules

The screenshot shows the US Lacrosse website's navigation bar with links for PLAYERS, PARENTS, COACHES, OFFICIALS, and PROGRAMS. Below the navigation bar is a large blue banner with the text "Boys' Rules" and a breadcrumb trail: Home / Rules / Boys' Rules. At the bottom of the banner is a dark grey bar with four buttons: BOYS' RULES (highlighted in yellow), GIRLS' RULES, MEN'S RULES, and WOMEN'S RULES.

The screenshot shows the "Catalog" page on learning.uslacrosse.org. On the left is a red sidebar menu with the following items: "Catalog" (11), "Officiating Courses" (25), "1 - Men's Game Officiating ..." (21), and "2 - Men's Officials - Professi..." (11). The main content area features a search bar with the text "Search 'Catalog'", a "Show Enrolled" toggle set to "ON", and a list of 12 online courses. Each course entry includes a US Lacrosse logo, the course title, "Online Course", and a red "Launch" button.

Course Title	Launch Button
2-Person Mechanics Webinar	Launch
3-Person Mechanics Webinar	Launch
A Big Call is Still Just a Call	Launch
Analogies to Raise Your Game	Launch
Coach and Official Perspectives	Launch
Crease Play	Launch
Family of Fouls: Scaffolding Training for New Officials	Launch
Game Management	Launch
Leadership in Officiating	Launch
The Ramp and Game Management Techniques	Launch
We Can't Do This Alone - Strategies for Being a Better Teammate	Launch



Questions?

www.nfhs.org

www.uslacrosse.org/officials